

---

# Accessing Score Reports in PowerSchool

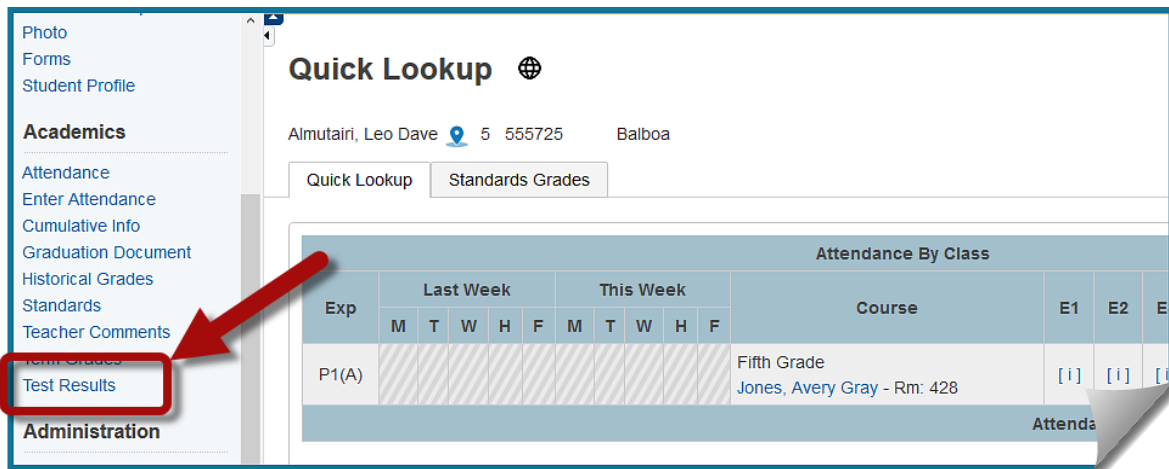
---

**December 1, 2021 • Version 1.0**

The Score Reports page provides schools access to state assessment results for selected students. Parent/Guardians of students *actively enrolled* at your school site can optionally access this page through the Parent/Student Portal.

To access Score Reports, do the following:

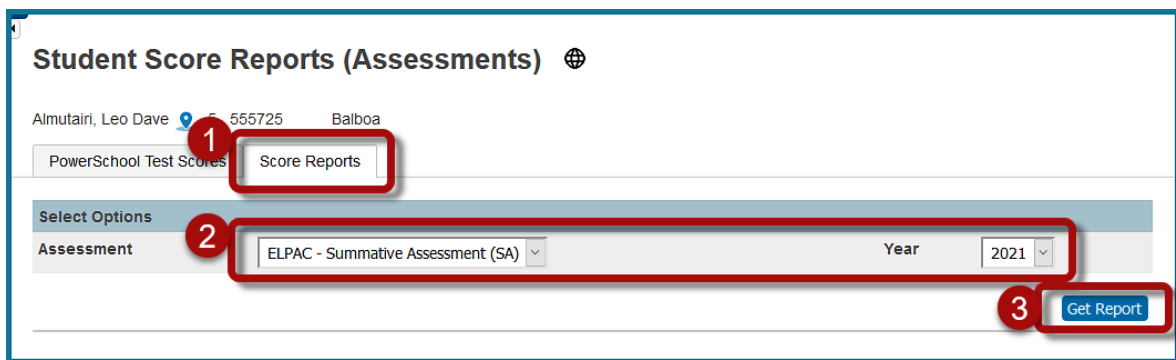
1. From the **Start Page**, make a student selection.
2. On the Student page, under Academics, select **Test Results**.



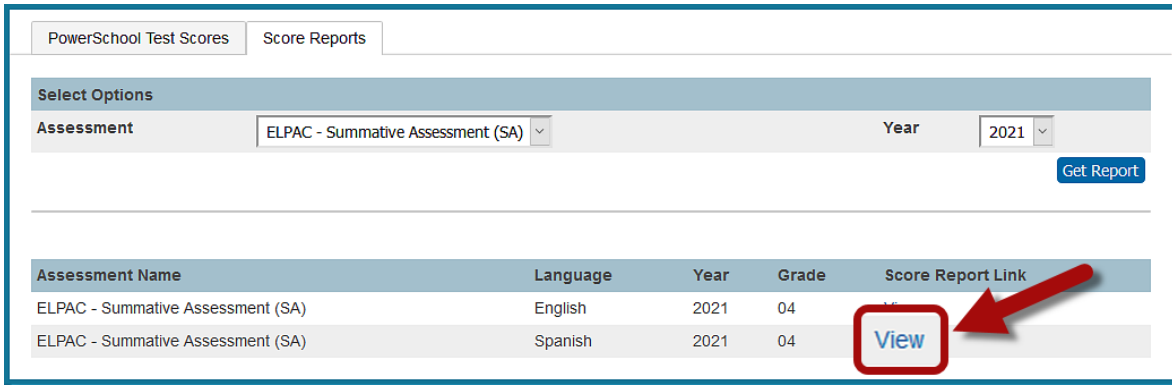
3. Select the **Score Reports** tab.
4. Use the **Assessment** and **Year** drop-down menus to select a specific assessment report.

**HINT** – To view a list of all Assessments, do not make a menu selection.

5. Click **Get Report**.



- 
6. Select **View** for the selected report, language, and school year. The report will open as a PDF on a new tab.



PowerSchool Test Scores | Score Reports

Select Options

Assessment: ELPAC - Summative Assessment (SA) | Year: 2021 | Get Report

Assessment Name	Language	Year	Grade	Score Report Link
ELPAC - Summative Assessment (SA)	English	2021	04	<a href="#">View</a>
ELPAC - Summative Assessment (SA)	Spanish	2021	04	<a href="#">View</a>